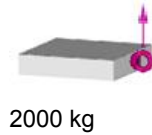
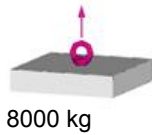


## Max. transport load in kg for different load types



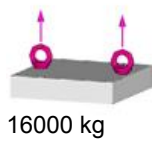
Article-No.: **55399**  
**Eye nut RM-M27**  
WLL: **2000 kg**

### 1 Leg:




### 2 Leg:

vertical:



### 3/4 Leg:\*



For the other load types we recommend to use either VRS Starpoint Eyebolt or VRM Starpoint Eynut which can be adjusted to the direction of pull.

**\*Please note:** The values mentioned for 3/4 legs are only achieved when it is guaranteed that the load is evenly spread over more than 2 legs. Otherwise please use the values of 2 legs. See BGR 500 (regulation for the prevention of industrial accidents), chapter 2.8 paragraph 3.5.3